

## Beyond Independence Spinner Blade Ideas



**Contact:**  
**Chris Lamoreaux**  
**Owner – Beyond Independence**  
**[spinners@beyondindependence.net](mailto:spinners@beyondindependence.net)**

### **Summary:**

The Beyond Independence Spinner has 4 “blades” as shown below. We can make pretty much any shape, style, and color of spinner that you want. The following are just ideas that we have already come up with. If you have a different idea, let us know. And, any of the designs and patterns that you see below can be combined, if you want.

### **Produced Spinners:**

Below are examples of our spinners that have been produced.


The blade design shown in the left picture is the “original” blade pattern and the design on the right is the “star pattern” (both shown below).



**Spinner Blade Concepts:**

Below are some sketches to get your ideas flowing. You can choose one of these designs for your spinners. Or, you can combine the ideas below. Or, you can come up with your own idea. Just send me a picture.

**“Complete” blade designs (These are designs that have already been produced):**



**Blade outline shapes:**

We can also give you the outer shape you want and add any symbols you want to the blade. Here are some options:



**Shape 1**




**Diamond**




**Heart Shape**



**Spade Shape**



**Club Shape**



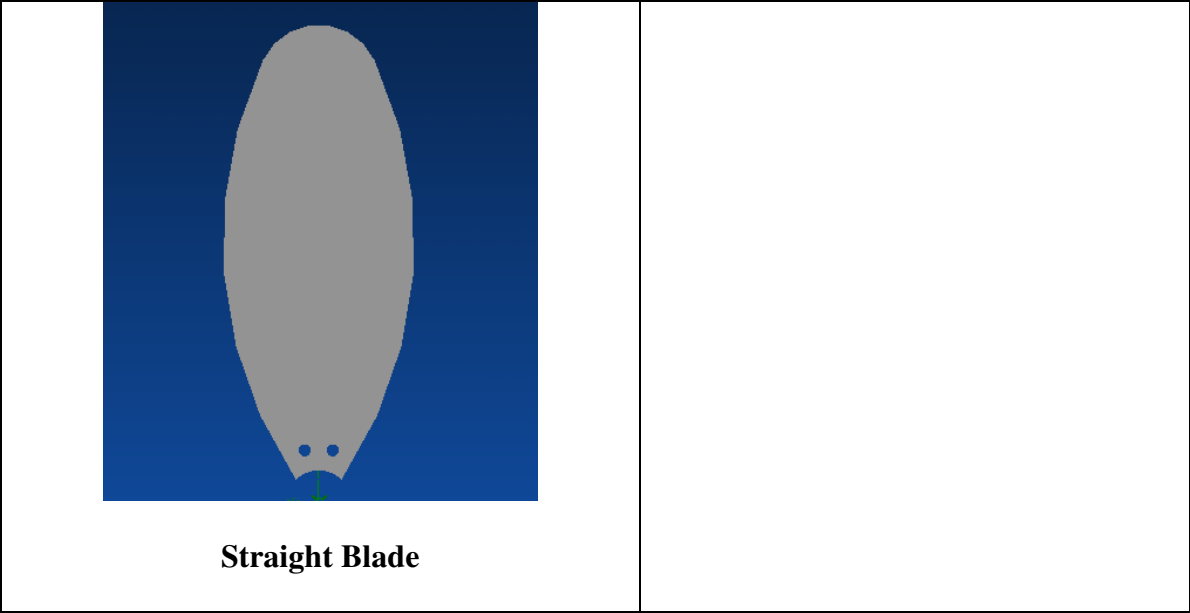
**Cards 1**



**Cards 2**

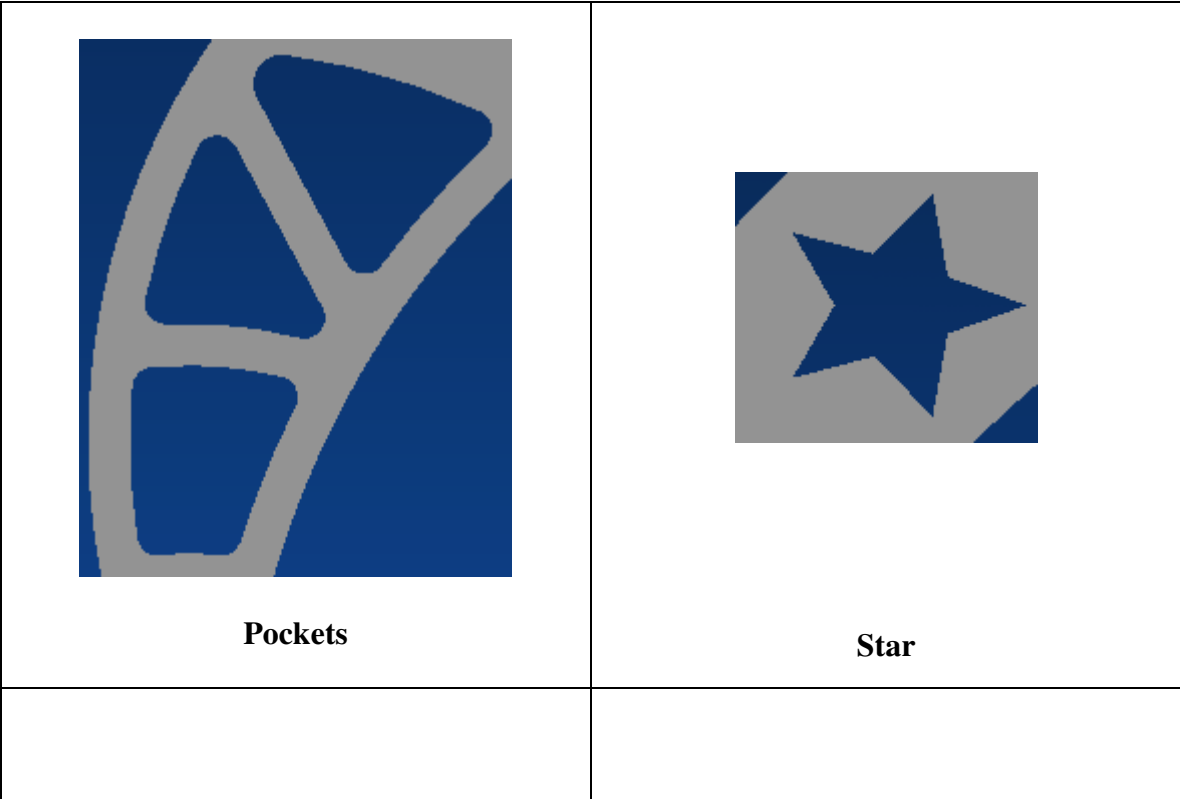


**Lightning Bolts**



**Blade Design Elements:**

Below are some elements that you can add to you blade outline shape. These can be pretty much any size, shape, and number you want.





**Comet Streaks**



**Shooting Star Streaks**



**Smiley Face**



**Slashes**



**Question Marks**



**Lightning Bolts**

**Contact us today to get started!**

**Chris Lamoreaux**  
**[spinners@beyondindependence.net](mailto:spinners@beyondindependence.net)**